

TRKP

SPECIFICATION

FILE NUMBER: P-08KE101A

DATE: 2001/11/02



■ Features

40A continuous rating 85 °C

PC board terminals

Inrush current 100A

Open & sealed version available

■ CONTACT DATA

Contact Form	1A/1C	
Contact Material	AgNi/AgSnO	
Contact Ratings	NO:40A 14VDC	NC:30A 14VDC
Max Switching Voltage	30VDC	
Max Switching Current	40A	
Max Switching Power	560W	
Contact Resistance	100m Ω Max	at 6VDC 1A
Life Expectancy Electrical	100,000	Operations(at30Operations/minute)
Machanical	10,000,000	Operations

■ GENERAL DATA

Insulation Resistance	100M Ω Min at 500VDC
Dielectric Strength Between Open Contacts	500VAC(for one minute)
Between Contacts and coil	750VACfor one minute)
Operate Time	5ms
Release Time	4ms
Temperature Range	-40 °C to+70 °C
Shock Resistance	20G,11ms half sine wave pulse
Vibration Resistance	10-55Hz,1.5mm
Humidity	40-85%
Weight	Approx 21g
Safety Standard	

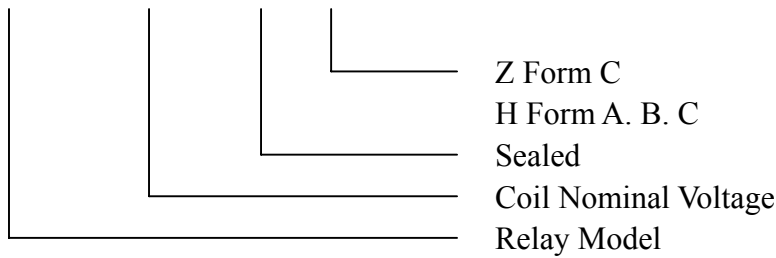


■ COIL DATA

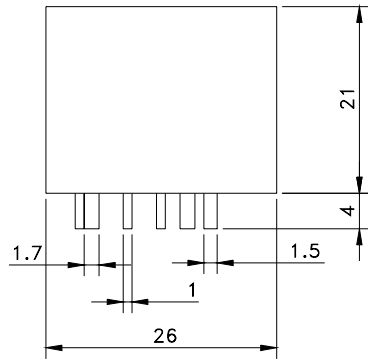
Nominal Voltage (VDC)	Coil Resistance at 20±10%(Ω)		Max Operate Voltage VDC	Min Release Voltage VDC	Max Applicable Voltage VDC
	1.6W	1.9W			
3	5.7	4.8	2.25	0.3	3.9
5	15.7	13.2	3.75	0.5	6.5
6	22.5	19	4.5	0.6	7.8
9	50.7	42.7	6.75	0.9	11.7
12	90	75.8	9	1.2	15.6
24	360	303.2	18	2.4	31.2

■ ORDERING CODE

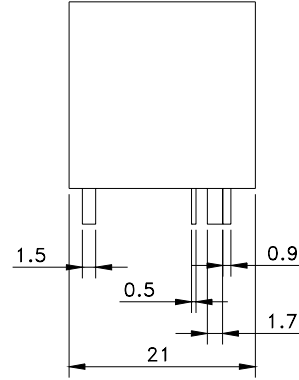
TRKP---12VDC---S---Z



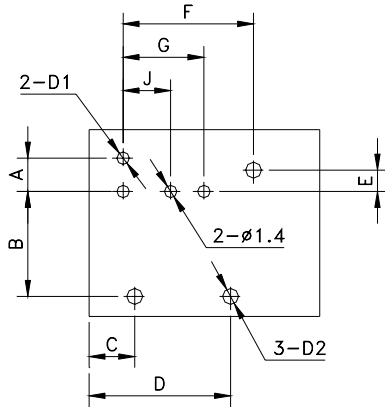
OVERALL AND MOUNTING DIMENSIONS



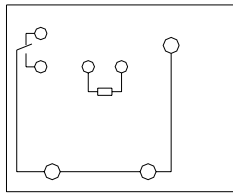
Dimensions



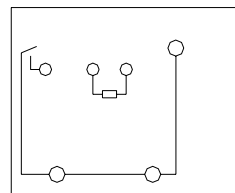
Terminal Arrangement/
Internal Connectins
(Bottom view)



	European Footprint	American Footprint
A	3.3	3.78
B	12.1	11.89
C	2.2	4
D	13.2	12.2
E	2.2	2.28
F	15.9	14.8
G	10.1	9.09
J	5.9	5.53
D1	φ2.1	φ1.5
D2	φ2	



Form C



Form A