



HJQ-14F

SPECIFICATION

FILE NUMBER: P-08KD201A

DATE: 2001/11/02



■ Features

- 10A switching capability
- SPST-NO & SPDP configuration
- Sealed type available

■ CONTACT DATA

Contact Form	1A/1C	
Contact Material	AgCdO/AgSnO	
Contact Ratings	10A 240VAC/30VDC	
Max Switching Voltage	250VAC/30VDC	
Max Switching Current	12A	
Max Switching Power	2500VA/300W	
Contact Resistance	100m Ω Max	at 6VDC 1A
Life Expectancy Electrical	100,000	Operations(at30Operations/minute)
Machanical	10,000,000	Operations

■ GENERAL DATA

Insulation Resistance	100MΩ Min at 500VDC	
Dielectric Strength Between Open Contacts	1000VAC(for one minute)	
Between Contacts and coil	5000VAC(for one minute)	
Operate Time	15ms	
Release Time	8ms	
Temperature Range	-30°C to +70 °C	
Shock Resistance	Operating Extremes	10G
	Damage Limits	100G
Vibration Resistance	10-55Hz,1.5mm	
Humidity	40-85%	
Weight	Approx 18g	
Safety Standard	CCEE CH0031717-99	

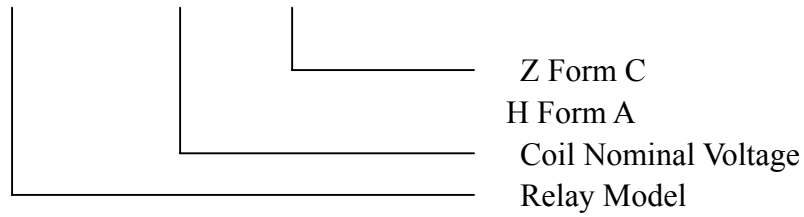


■ COIL DATA

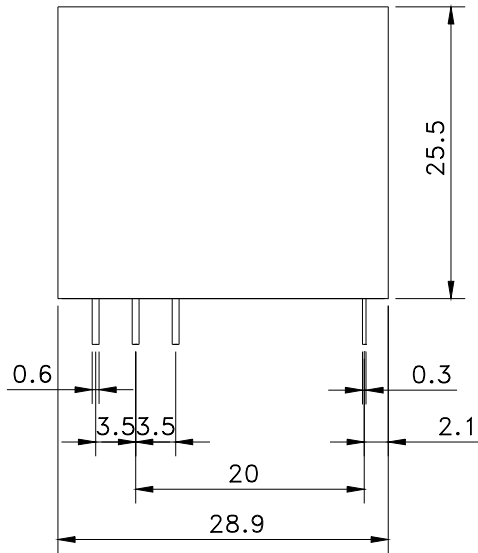
Nominal Voltage (VDC)	Coil Resistance at 20±10%(Ω)		Max Operate Voltage VDC	Min Release Voltage VDC	Max Applicable Voltage VDC
	0.54W	0.72W			
3	16.7	12.5	2.25	0.3	3.9
5	46.3	34.7	3.75	0.5	6.5
6	66.7	50	4.5	0.6	7.8
9	150	112.5	6.75	0.9	11.7
12	266.7	200	9	1.2	15.6
24	1067	800	18	2.4	31.2
48	4267	3200	36	4.8	62.4

■ ORDERING CODE

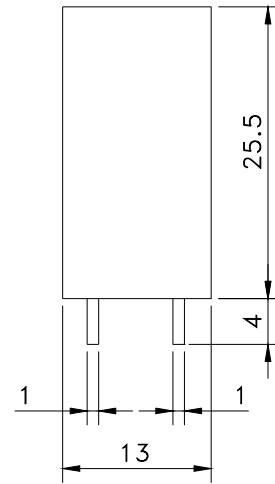
HJQ-14F---12VDC---Z



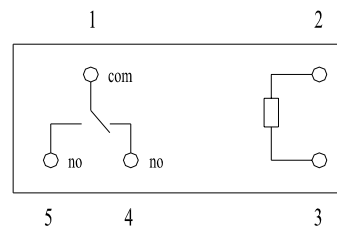
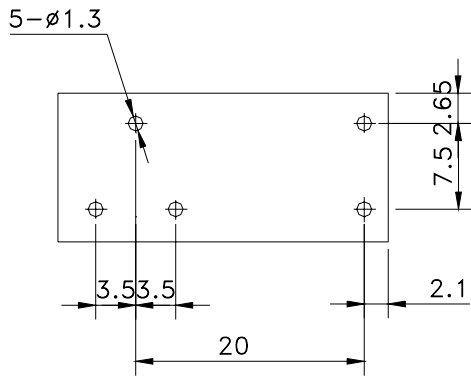
OVERALL AND MOUNTING DIMENSIONS



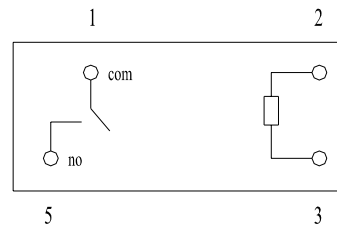
Dimensions



Terminal arrangement/
Internal connections
(Bottom view)



Form C



Form A